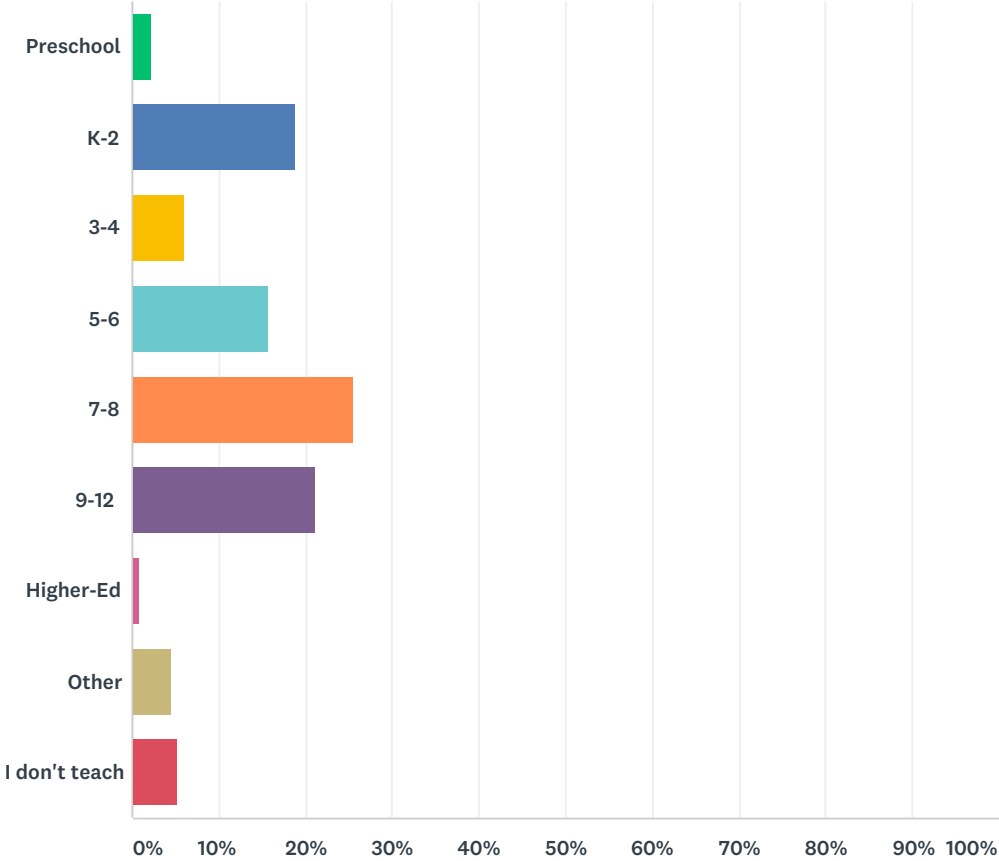


Q1 What grade do you teach?

Answered: 133 Skipped: 0

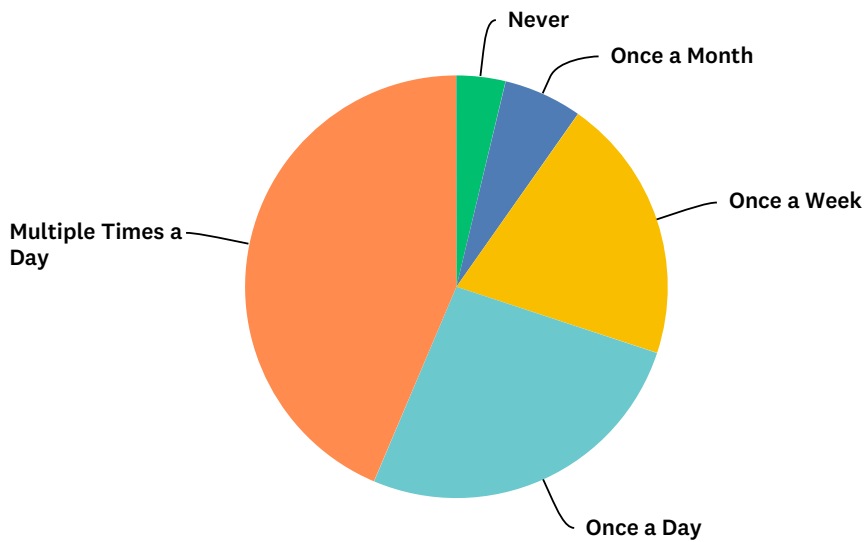


ANSWER CHOICES	RESPONSES
Preschool	2.26% 3
K-2	18.80% 25
3-4	6.02% 8
5-6	15.79% 21
7-8	25.56% 34
9-12	21.05% 28
Higher-Ed	0.75% 1
Other	4.51% 6
I don't teach	5.26% 7
TOTAL	133

Q2 How often do you use online educational apps and materials in your classroom?

Answered: 133 Skipped: 0

K-12 Educator Survey



ANSWER CHOICES	RESPONSES	
Never	3.76%	5
Once a Month	6.02%	8
Once a Week	20.30%	27
Once a Day	26.32%	35
Multiple Times a Day	43.61%	58
Other (please specify)	0.00%	0
TOTAL		133

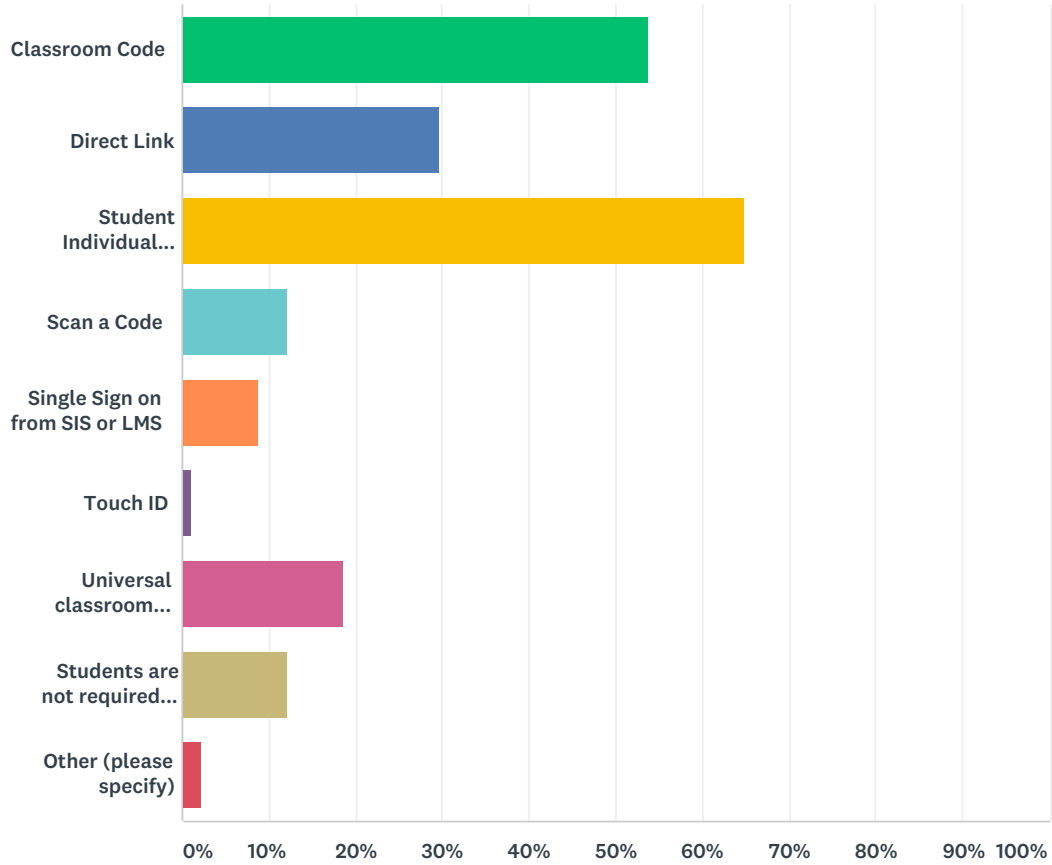
Q3 What applications do your students use?

Answered: 87 Skipped: 46

Q4 How do your students normally login to digital applications in the classroom? (Check all that apply)

Answered: 91 Skipped: 42

K-12 Educator Survey

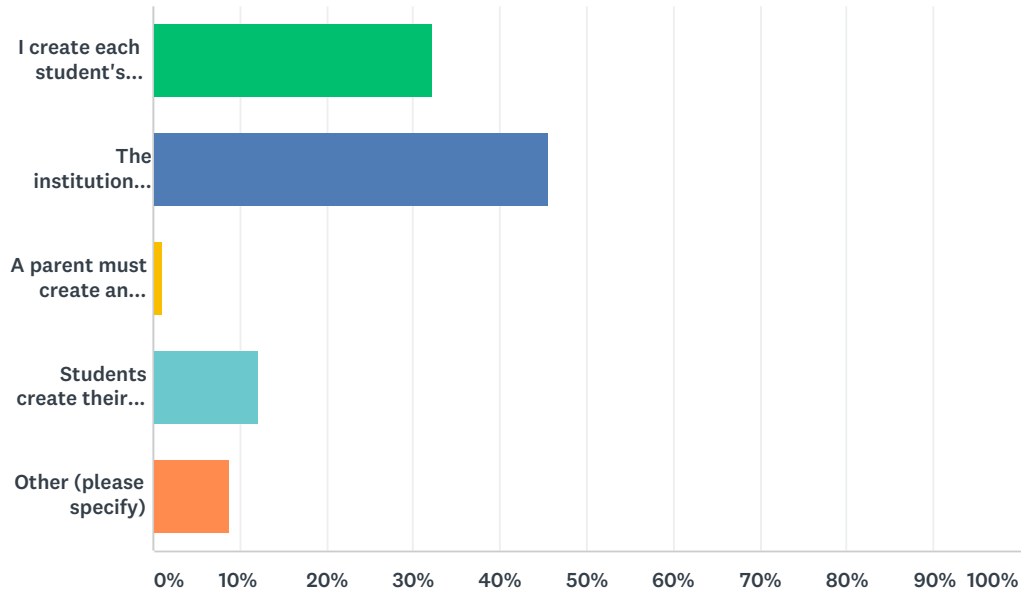


ANSWER CHOICES	RESPONSES	
Classroom Code	53.85%	49
Direct Link	29.67%	27
Student Individual Password	64.84%	59
Scan a Code	12.09%	11
Single Sign on from SIS or LMS	8.79%	8
Touch ID	1.10%	1
Universal classroom username and password (no individual student passwords)	18.68%	17
Students are not required to login	12.09%	11
Other (please specify)	2.20%	2
Total Respondents: 91		

Q5 How do you set up student accounts for digital applications?

Answered: 90 Skipped: 43

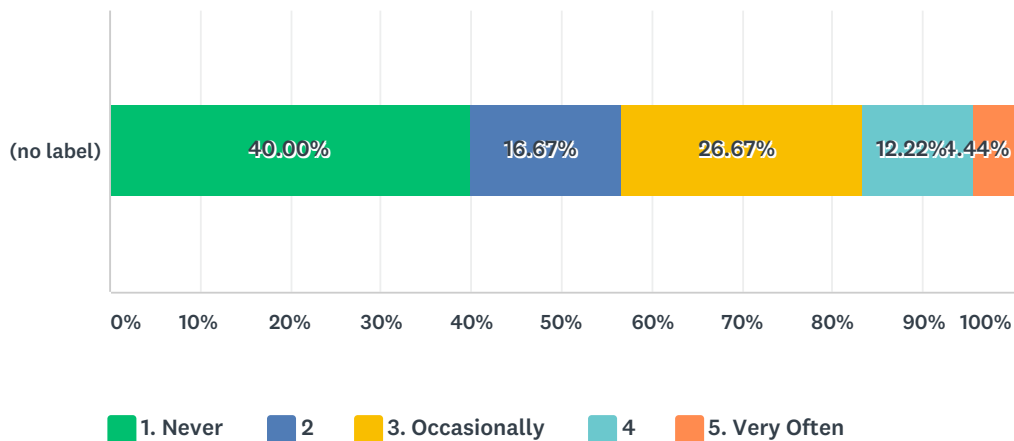
K-12 Educator Survey



ANSWER CHOICES	RESPONSES	
I create each student's account	32.22%	29
The institution sets up the accounts	45.56%	41
A parent must create an account for their child	1.11%	1
Students create their own accounts	12.22%	11
Other (please specify)	8.89%	8
TOTAL		90

**Q6 On a scale of 1 to 5, with 1 being "never" and 5 being "very often"
How often are your students using more than one app at a time?**

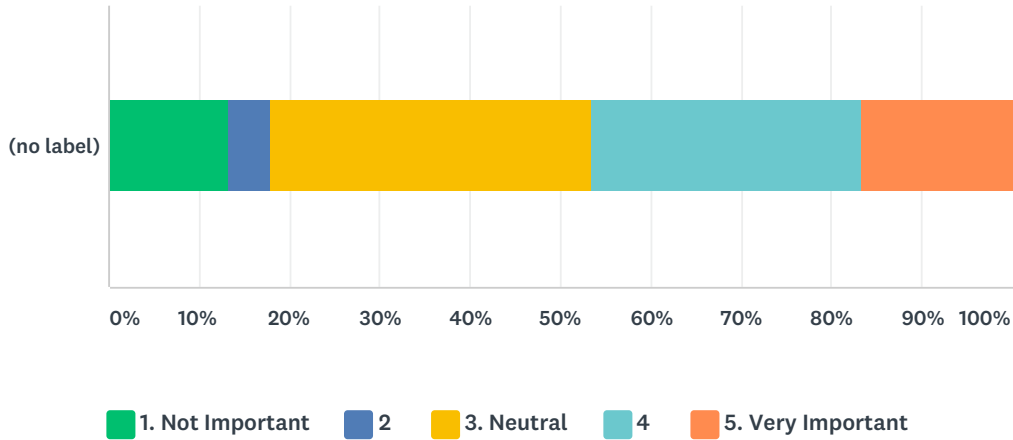
Answered: 90 Skipped: 43



	1. NEVER	2	3. OCCASIONALLY	4	5. VERY OFTEN	TOTAL	WEIGHTED AVERAGE
(no label)	40.00%	16.67%	26.67%	12.22%	4.44%	90	2.24
	36	15	24	11	4		

Q7 On a scale of 1 to 5, with 1 being "not important" and 5 being "very important" How important is it for parents to have access to their child's digital apps and materials?

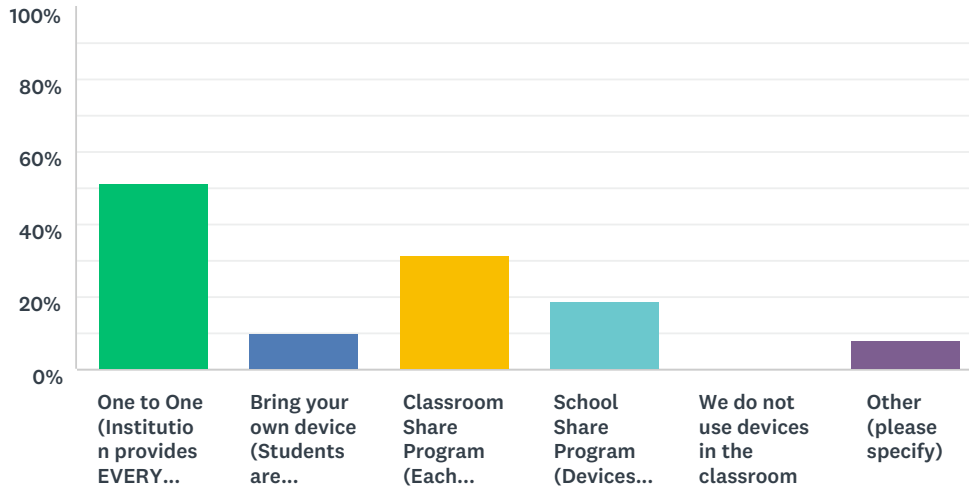
Answered: 90 Skipped: 43



	1. NOT IMPORTANT	2	3. NEUTRAL	4	5. VERY IMPORTANT	TOTAL	WEIGHTED AVERAGE
(no label)	13.33% 12	4.44% 4	35.56% 32	30.00% 27	16.67% 15	90	3.32

Q8 How do your students access devices in your classroom?

Answered: 89 Skipped: 44

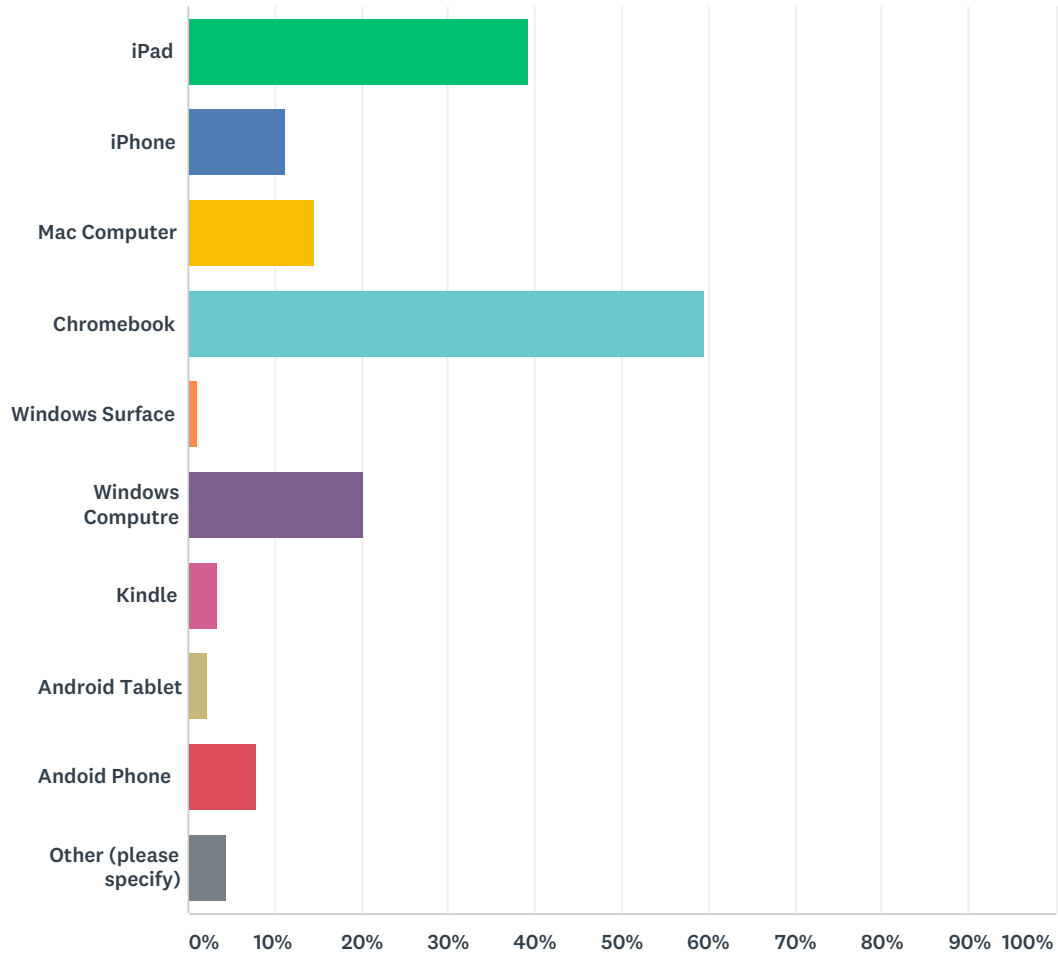


ANSWER CHOICES	RESPONSES
One to One (Institution provides EVERY student with a device)	51.69% 46
Bring your own device (Students are required to bring in their own devices from home)	10.11% 9
Classroom Share Program (Each classroom has a set number of devices shared amongst that class' students)	31.46% 28
School Share Program (Devices are shared from classroom to classroom)	19.10% 17

We do not use devices in the classroom	0.00%	0
Other (please specify)	7.87%	7
Total Respondents: 89		

Q9 What devices do your students use in the classroom?

Answered: 89 Skipped: 44



ANSWER CHOICES	RESPONSES	
iPad	39.33%	35
iPhone	11.24%	10
Mac Computer	14.61%	13
Chromebook	59.55%	53
Windows Surface	1.12%	1
Windows Computre	20.22%	18
Kindle	3.37%	3
Android Tablet	2.25%	2
Andoid Phone	7.87%	7

Other (please specify)

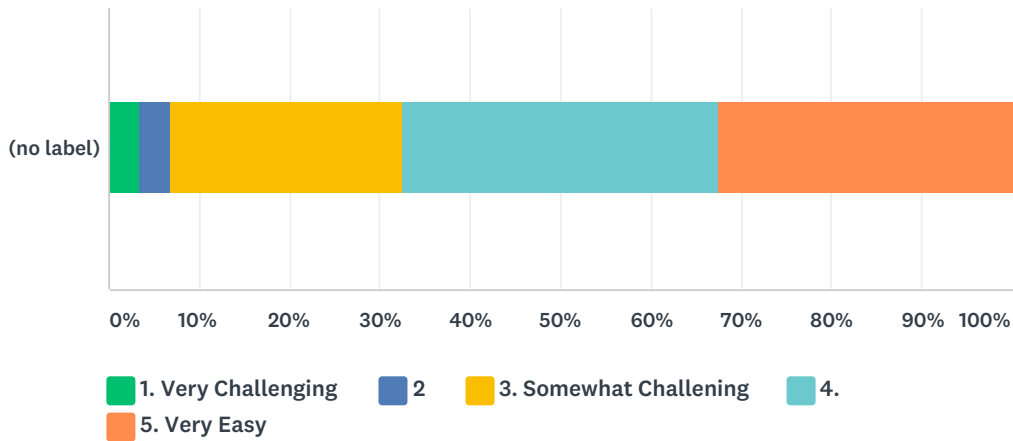
4.49%

4

Total Respondents: 89

Q10 On a scale of 1 to 5, with 1 being "very challenging" and 5 being "very easy" How challenging is it for your students to use a device independently?

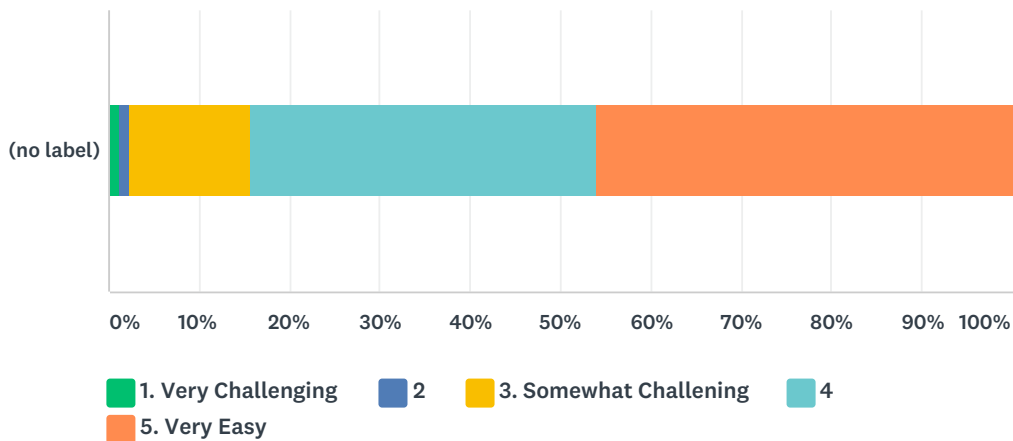
Answered: 89 Skipped: 44



	1. VERY CHALLENGING	2	3. SOMEWHAT CHALLENGING	4.	5. VERY EASY	TOTAL	WEIGHTED AVERAGE
(no label)	3.37%	3.37%	25.84%	34.83%	32.58%	89	3.90
	3	3	23	31	29		

Q11 On a scale of 1 to 5, with 1 being "very challenging" and 5 being "very easy" How challenging is it for students to use gestures (swiping left or right, pinch to zoom, etc.) to navigate a device?

Answered: 89 Skipped: 44



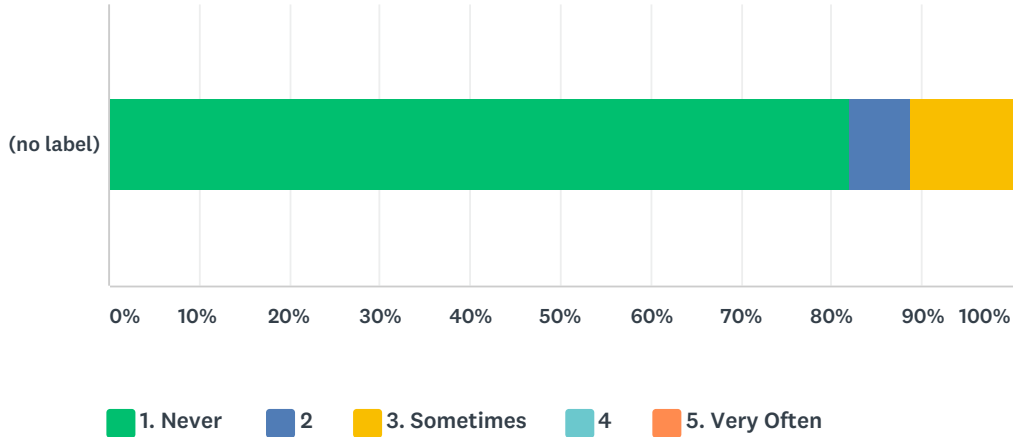
	1. VERY CHALLENGING	2	3. SOMEWHAT CHALLENGING	4	5. VERY EASY	TOTAL	WEIGHTED AVERAGE
(no label)	3.37%	3.37%	25.84%	34.83%	32.58%	89	3.90
	3	3	23	31	29		

K-12 Educator Survey

(no label) 1.12% 1.12% 13.48% 38.20% 46.07% 89 4.27
 1 1 12 34 41

Q12 On a scale of 1 to 5, with 1 being "never" and 5 being "very often" How often do students use stylus pens with their device?

Answered: 89 Skipped: 44



(no label)	1. NEVER	2	3. SOMETIMES	4	5. VERY OFTEN	TOTAL	WEIGHTED AVERAGE
(no label)	82.02%	6.74%	11.24%	0.00%	0.00%	89	1.29
	73	6	10	0	0		